



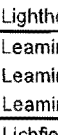
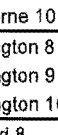


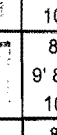
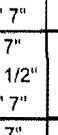




**Rockwall Finish**

MODEL		WIDTH	EXTERNAL LENGTH (NOMINAL) - DIY code to the right of price													
			12' 7"		14' 7 1/4"		16' 7 1/2"		18' 7 3/4"		20' 8"		22' 8"		24' 8"	
			£	DIY	£	DIY	£	DIY	£	DIY	£	DIY	£	DIY	£	DIY
Godiva 8		8' 7"	2132		2311		2489		2668		2846		3024		3202	
Godiva 9		9' 8 1/2"	2252	A	2442	B	2632	C	2822	D	3012	D	3202	E	3392	E
Godiva 10		10' 7"	2371		2584		2798		3012		3226		3440		3654	
Mercia 8		8' 7"	2252		2430		2608		2786		2965		3143		3321	
Mercia 9		9' 8 1/2"	2489	A	2679	B	2870	C	3060	D	3250	D	3440	E	3630	E
Mercia 10		10' 7"	2727		2941		3155		3369		3582		3796		4010	
Leaffield 8		8' 7"	2133		2311		2489		2668		2849		3024		3202	
Leaffield 9		9' 8 1/2"	2252	A	2442	B	2632	C	2822	D	3012	D	3202	E	3392	E
Leaffield 10		10' 7"	2371		2584		2798		3012		3226		3440		3654	
Lynton 8		8' 7"	2252		2430		2608		2786		2965		3143		3321	
Lynton 9		9' 8 1/2"	2489	A	2679	B	2870	C	3060	D	3250	D	3440	E	3630	E
Lynton 10		10' 7"	2727		2941		3155		3369		3582		3796		4010	
Leamore 8		8' 7"	2311		2489		2668		2849		3024		3202		3380	
Leamore 9		9' 8 1/2"	2489	B	2679	C	2870	D	3060	D	3250	D	3440	E	3630	E
Leamore 10		10' 7"	2727		2941		3155		3369		3582		3796		4010	
Lighthorne 8		8' 7"	2489		2668		2849		3024		3202		3380		3559	
Lighthorne 9		9' 8 1/2"	2727	B	2917	C	3107	D	3297	D	3487	D	3677	E	3867	E
Lighthorne 10		10' 7"	2941		3155		3369		3582		3796		4010		4224	
Leamington 8		8' 7"	2849		3024		3202		3380		3559		3737		3915	
Leamington 9		9' 8 1/2"	3083	C	3273	D	3464	D	3654	E	3844	E	4034	E	4224	E
Leamington 10		10' 7"	3321		3535		3749		3963		4176		4390		4604	
Lichfield 8		8' 7"	3083		3262		3439		3618		3796		3974		4153	
Lichfield 9		9' 8 1/2"	3321	C	3511	D	3701	D	3891	E	4081	E	4271	E	4461	E
Lichfield 10		10' 7"	3559		3772		3986		4200		4414		4628		4842	
Leighton 12		12' 8"	2775		2988		3202		3416		3630		3844		4058	
Leighton 14		14' 10"	3416	D	3654	E	3891	E	4129	F	4366	G	4604	G	4842	H
Leighton 16		16' 8"	3820		4081		4343		4604		4865		5127		5388	
Lidstone 12		12' 8"	3083		3297		3511		3725		3939		4153		4366	
Lidstone 14		14' 10"	3796	D	4034	E	4271	E	4509	F	4747	G	4984	G	5222	H
Lidstone 16		16' 8"	4248		4509		4770		5032		5293		5554		5816	
Multi-Purpose 8		8' 7"	2255		2398		2540		2683		2825		2968		3110	
Multi-Purpose 9		9' 8 1/2"	2338	A	2493	B	2647	C	2802	D	2956	D	3110	E	3265	E
Multi-Purpose 10		10' 7"	2457		2623		2790		2956		3122		3289		3455	
Multi-Purpose 12		12' 8"	2612		2790		2968		3146		3324		3502		3681	
Multi-Purpose 14		14' 10"	2802	D	2992	E	3182	E	3372	F	3562	G	3752	G	3942	H
Multi-Purpose 16		16' 8"	3027		3229		3431		3633		3835		4037		4239	







Extra Length: Rockwall apex roof garages can be extended to any length in multiples of 2'.

Extra Height: Rockwall apex roof garages (except Mercia and Lichfield) can be supplied with an eaves height of 8' 3" - add 25% to prices. Main door height increases by 1' 7". The Lidstone high models can only be supplied with timber folding doors (not illustrated) - add £142.

<b>DIY</b>	A	£286	E	£330	I	£373
	B	£297	F	£341	J	£385
	C	£308	G	£352	K	£396
	D	£319	H	£363	L	£407

DIY codes -  
Deduct from  
listed price

Spa Finish

MODEL	WIDTH	EXTERNAL LENGTH (NOMINAL) - DIY code to the right of price												
		15' 1"	16' 5"	17' 9"	19' 1"	20' 5"	21' 9"							
		£	DIY	£	DIY	£	DIY	£	DIY					
Avon 8		8' 6"	2077	A	2255	A	2433	A	2611	B	2790	B	2968	B
Avon 9		9' 10"	2363	A	2541	A	2719	A	2898	B	3076	B	3254	B
Avon 11		11' 2"	2608		2786		2965		3143		3321		3499	
Avon 12		12' 6"	2893		3083		3273		3464		3654		3844	
Cornwall 8		8' 6"	2316		2446		2577		2708		2838		2969	C
Cornwall 9		9' 10"	2529	A	2708	B	2886	B	3064	C	3242	C	3420	C
Cornwall 11		11' 2"	2755		2945		3135		3325		3515		3705	D
Cornwall 12		12' 6"	3178		3369		3559		3749		3939		4129	
Sussex 8		8' 6"	3963	B	4200	B	4438	B	4675	C	4913	D	5151	D
Sussex 9		9' 10"	4485		4723		4960		5198		5436		5673	
Sussex 11		11' 2"	4960	G	5198	G	5436	G	5673	H	5911	J	6148	J
Sussex 12		12' 6"	5424		5661		5899		6137		6374		6612	
Surrey 8		8' 6"	4200	B	4438	B	4675	B	4913	C	5151	D	5388	D
Surrey 9		9' 10"	4782		5020		5257		5495		5733		5970	
Surrey 11		11' 2"	5269	G	5507	G	5745	G	5982	H	6220	J	6457	J
Surrey 12		12' 6"	5745		5982		6220		6457		6695		6933	
Severn 16		16' 6"	4002	F	4276	F	4549	F	4822	G	5095	G	5369	G
Severn 19		19' 2"	4390	G	4747	G	5103	G	5459	H	5816	H	6172	H
Worcester 16		16' 6"	4323	F	4513	F	4703	G	4893	G	5084	G	5274	G
Worcester 19		19' 2"	4865	G	5055	G	5246	H	5436	H	5626	H	5816	H

Extra length: Cornwall, Surrey, Sussex and Worcester garages can be extended to any length in multiples of 1' 4".

Plain External Finish: Can be supplied without the Spa finish to allow customers to apply their own treatment i.e. paint or rendering - deduct 2.5% from basic price of garage.

Concrete Sheds

Shed type	Width	Depth	Height	£	DIY deduction
Type 1	4' 5 1/2"	x 7' 1 1/2"	7' 3"	1167	£198
Type 2	5' 9 1/4"	x 7' 1 1/2"	7' 3"	1223	£198
Type 3	7' 1 1/2"	x 7' 1 1/2"	7' 3"	1268	£198
Type 4	8' 5 1/2"	x 7' 1 1/2"	7' 3"	1314	£198

Prices: Prices in UK £ Sterling include VAT, delivery and assembly in mainland England and Wales.

Suitable: prices are based on the requirement that a flat and level base of suitable dimensions is prepared before erectors visit the site. An information sheet on the technical requirements for the base is available from our Sales Office.

garages have been designed for easy owner assembly and simple to follow instructions are supplied - if you wish to construct your garage, then look up the code next to the price and deduct the amount the code represents.

DIY

## Garage Optional Extras

Garage Optional Extras				
Main Door Options				
MODEL	Georgian	Traditional Timber	All Cedar	Cedar Clad Galvanised Frame
	£	£	£	£
Avon	285	- n/a -	392	322
Cornwall	285	212	392	322
Godiva	- n/a -	157	357	286
Leaffield	223	157	357	286
Leamington	Included	- n/a -	138	64.9
Leamore	239	- n/a -	357	286
Leighton 12	- n/a -	- n/a -	372	292
Lidstone 12	- n/a -	185	372	292
Lighthorne	239	157	357	286
Lynton	223	157	357	286
Mercia	- n/a -	157	357	286
Severn	541	- n/a -	715	576
Surrey	Included	- n/a -	160	83
Sussex	304	209	376	309
Worcester	541	298	715	577
Lidstone 14 Lidstone 16	Timber Folding Doors £189			

Guttering			
MODEL	Rear-ward Sloping £	Pitched Roof Size	Both Sides £
8	49	Up to 14' 7"	140
9	53	14' 8" - 16' 7"	147
10	58	16' 8" - 18' 8"	152
12	62	18' 9" - 20' 8"	157
14	71	20' 9" - 22' 8"	162
16	75	22' 9" - 24' 9"	168
19	81	Over 24' 9" Add per ft run	9

Guttering is included in the price on Surrey and Sussex Garages

Policy of improvement
In the interests of continued improvement and development of

Pedestrian Doors	
	£
Galvanised	141
Softwood	148
Cedar	214
N.B. Galvanised door opens out, RH hung	

Windows		
SIZE	TYPE	£
3' 9" x 1' 6"	Fixed	46
3' 9" x 1' 6"	Opening	80
Banspar Range Only		
2' 8" x 2' 7"	Fixed	68
2' 8" x 2' 7"	Opening	93

Fascias		
Softwood fascias are supplied as standard on the Lighthorne, Lidstone, Cornwall, Surrey, Sussex and Worcester garages. Cedar wood fascias are available:		
MODEL	Front Only £	Front & Rear £
Lighthorne	171	-
Lidstone	223	-
Cornwall	-	325
Surrey	-	325
Sussex	-	325
Worcester	-	457

Simulated brick Piers
(See brochure pages 12/13)
Supplied as standard on Leamington, Lichfield and Surrey garages. Can be supplied with Leaffield, Leamore, Lynton, Lighthorne, Avon, Cornwall and Sussex garages at £126 a pair.

Extras	
	£
* Translucent Roof Sheet	30
Shelf Bracket	5